

DPU

Dr. D. Y. PATIL VIDYAPEETH, PUNE
(Deemed to be University)

**Syllabus for
Post Graduate
Homoeopathy
M.D. (Hom.) Part - II**

**Academic Year
2019 - 2020 onwards**



Dr. D.Y. PATIL VIDYAPEETH, PUNE
(Deemed to be University)

(Re-accredited by NAAC with a CGPA of 3.62 on a four point scale at 'A' Grade)
(An ISO 9001 : 2015 Certified University)

Dr. A. N. Suryakar
Registrar

Ref. No. : DPU/ 875-VI

Date : 11/09/2019

NOTIFICATION


In pursuance of the MHRD Notification No. F.10-12/ 2016-U.3 (A) dated 23rd February, 2018 the Dr. D. Y. Patil Homoeopathic Medical College & Research Centre, Pimpri, Pune has been included under the ambit of Dr. D. Y. Patil Vidyapeeth, Pune (Deemed to be University) from the Academic Year 2018-19.


And whereas in pursuance of the resolution passed by the Board of Management at its meeting held on 30th July, 2019 vide Resolution No. BM-26(i)-19 the syllabus of Homoeopathy Post Graduate Course – Doctor of Medicine (M.D. (Hom) Part – II Programme for the Academic Year 2019-20 & onwards is hereby published.

The syllabus of 2nd year Doctor of Medicine M.D. (Hom) consists of

1. **Materia Medica**
2. **Homoeopathic Philosophy**
3. **Repertory**

This syllabus will be useful to all the concerned. This will come into force with immediate effect.




(Dr. A. N. Suryakar)
Registrar

Copy to:

1. PS to Chancellor for kind information of Hon'ble Chancellor, Dr. D. Y. Patil Vidyapeeth, Pune.
2. PS to Vice Chancellor for kind information of Hon'ble Vice Chancellor, Dr. D. Y. Patil Vidyapeeth, Pune.
3. The Principal, Dr. D. Y. Patil Homoeopathic Medical College & Research Centre, Pimpri, Pune
4. The Controller of Examinations, Dr. D. Y. Patil Vidyapeeth, Pune.
5. Director (IQAC), Dr. D. Y. Patil Vidyapeeth, Pune.
6. Web Master for uploading on Website.

INDEX

Subject Code	Name of Subject	Page No.
MDH 201	Materia Medica	1 – 18
MDH 202	Homoeopathic Philosophy	19 – 28
MDH 203	Repertory	29 – 44



MATERIA MEDICA

SUBJECT CODE - MDH 201
NAME OF COURSE - MATERIA MEDICA
YEAR / SEMESTER – M.D (HOM.) PART II

1.1 INTRODUCTION

Materia Medica consists of a schematic arrangement of symptoms produced by each drug, incorporating no theories or explanations about their interpretation or inter-relationship. Each drug should be studied synthetically, analytically and comparatively, and this alone would enable a Homeopathic student to study each drug individually and as a whole and help him to be a good prescriber.

1.2 GOALS

We are committed to empowering students with the knowledge of Materia Medica and helping them in acquiring the skills to become a good Homoeopathic physician and Researcher.

1.3 COURSE OBJECTIVES

1. Student should have the high degree of proficiency both in theoretical and practical aspects of Materia Medica backed by scientific knowledge and philosophy.
2. Have the confidence to assess and manage the patients who are sick and in cases of paucity of symptoms ability to overcome it by the knowledge of Materia Medica.
3. Have the knowledge regarding latest happenings and issues pertaining to the prevention of disease and promotion of health and the epidemiology underlying the common health problems.
4. PG student should have understanding and application of the Materia medica based on clinico-symptomatic correlation.
5. PG student should have excellent teaching skills, different techniques and educational methods in teaching homoeopathic students and its practitioners.

COURSE OUTCOMES:-

M.D. (Hom.) Part-II student at the end of the course -

1. Will be able to describe basic knowledge of science and philosophy of Materia medica.

2. Will be able to manage cases with clinical application of Materia Medica.
3. Will be able manage common health problems.
4. Will be able correlate and apply Materia medica in cases.
5. Will be able to take lecture and seminars of homoeopathic students.

1.4 INTEGRATION-

Integrated teaching of homoeopathic management of a given case with respect to Homoeopathic Philosophy and Repertory.

1.5 DETAILED THEORY SYLLABUS -

1.5.1 - THEORY

- 1) Different eras and concept of the earlier times and their influence on construction of Materia Medica.
- 2) Evolution of Materia Medica with focus on the evolving concept, masters and the books, their construction and utility.
- 3) Sources of Materia Medica, Drug proving, and collection of symptom.
- 4) Types of Materia Medica - concept, philosophy, scope and limitation.
- 5) Different approach of study of Materia medica i.e. Psycho - Clinico - Pathological, synthetic, comparative, analytic and remedy relationship.
- 6) Building a portrait of artificial disease, and drug picture integrating concept studied in the part one.
- 7) History and Theory of biochemic system of medicine and biochemic medicines.
- 8) Comparative materia medica: from symptomatic, regional location, closely coming drug pictures and group symptoms its application in the practice of medicine, surgery and gynaecology-obst.
- 9) Mother tinctures, nosodes, (including bowel nosodes), sarcodes and bach flower therapy.
- 10) Materia Medica of acute illness, emergencies.

Sr. No.	Therapeutics
1.	Drugs for Urinary c/o
2.	Drugs for GIT c/o
3.	Drugs for Respiratory c/o
4.	Drugs for Heart c/o
5.	Drugs for Liver c/o
6.	Drugs for Uterine c/o
7.	Drugs for Mouth c/o
8.	Drugs for Rectal c/o
9.	Drugs for Thyroid c/o
10.	Drugs for Glandular c/o
11.	Drugs for affections of Locomotor system
12.	Drugs for Paralysis
13.	Drugs for Diabetes
14.	Drugs for Hypertension
15.	Drugs for Affection of eye
16.	Drugs for Affections of ear
17.	Drugs for Vertigo
18.	Drugs for Collapse
19.	Drugs for Debility
20.	Drugs for Neuralgia
21.	Drugs for Fever
22.	Drugs for Schizophrenia
23.	Drugs for Anxiety disorder
24.	Hysterical remedies
25.	Drugs for behavioral disorder

Sr. No.	Topic	Contents
1	Mother tincture	<p>A. Indications of Mother tincture</p> <p>B. List of Drugs</p> <ol style="list-style-type: none"> 1) Abroma aug 2) Abroma radix 3) Acalypha indica 4) Andersonia or Amoorah rohitaka 5) Andrographis paniculata 6) Azadirachta indica 7) Aegle mar 8) Atista indica 9) Atista radix 10) Blumea odorata 11) Beorhaavia diff 12) Calotropis gigantean 13) Carica papaya 14) Cephalandra indica 15) Cynodon dactylon 16) Desmodium gangeticum 17) Embelia ribes 18) Ficus rel 19) Gymnema syl 20) Holarrhena antidysentrica 21) Hydrocotyle 22) Justicia adhatoda 23) Luffa amara 24) Luffa aspera 25) Menispermum 26) Nyctanthes 27) Ocimum sanctum 28) Psoralea cor 29) Rauwolfia serpentina 30) Saraca indica 31) Syzygium jamb 32) Swertia or gentiana chirata 33) Terminalia arjuna 34) Terminalia chebula 35) Tinospora cordifolia 36) Vernonia anthelmintica

Sr. No.	Topic	Contents
2	Nosodes	A. Indications of Nosodes B. List of Drugs 1) Anthracinum 2) Bacillinum 3) Botulinum 4) Carcinosis 5) Diphtherinum 6) Enterococcinum 7) Hippozeninum 8) Hydrophobinum 9) Influenzinum 10) Malandrinum 11) Malaria 12) Medorrhinum 13) Morbillinum 14) Pertussinum 15) Psorinum 16) Pyrogenium 17) Scarlatinum 18) Tetenotoxinum 19) Tuberculinum 20) Vaccininum 21) Variolinum
3	Bowel nosodes	A. History and theory of Bowel Nosodes B. List of Drugs 1) Bach Morgan 2) Dysentery co. 3) Bach gaertner 4) Bacillus no 7 5) Sycotic co 6) Bacilli of morgan 7) Bacillus no 10
4	Sarcodes	A. Indications of Sarcodes B. List of Drugs 1) Adrenaline 2) Cholesterinum 3) Cortisone 4) Fel tauri 5) Folliculinum

Sr. No.	Topic	Contents
		6) Insulinum 7) Oleum Jecoris aselli 8) Oophorium 9) Orchitinum 10) Pancreatinum 11) Parathyroidinum 12) Pepsinum 13) Pituitrinum 14) Thyroidinum
5	Bach flower remedy	A. History and theory of Bach Flower Remedy B. Indications of Bach Flower Remedy C. List of Drugs 1) Agrimony 2) Aspen 3) Beech 4) Centaury 5) Cerato 6) Cherry Plum 7) Chestnut Bud 8) Chicory 9) Clematis 10) Crab Apple 11) Elm 12) Gentian 13) Gorse 14) Heather 15) Holly 16) Honeysuckle 17) Hornbeam 18) Impatiens 19) Larch 20) Mimulus 21) Mustard 22) Oak 23) Olive 24) Pine 25) Red Chestnut 26) Rock Rose

Sr. No.	Topic	Contents
		27) Rock Water 28) Scleranthus 29) Star of Bethlehem 30) Sweet Chestnut 31) Vervain 32) Vine 33) Walnut 34) Water Violet 35) White Chestnut 36) Wild Oat 37) Wild Rose 38) Willow
6	Biochemic remedy	A. History & theory of Biochemic Remedy B. Indications of Biochemic Remedy C. List of Drugs 1) Calc fl 2) Calc phos 3) Calc sul 4) Ferrum phos 5) Kali mur 6) Kali phos 7) Kali sul 8) Mag phos 9) Natrum mur 10) Natrum Phos 11) Natrum sul 12) Silicea

List of Drugs/ Medicines for M.D. (Hom.) Part – II

Sr. No.	Drugs	Sr. No.	Drugs
1.	Acetanilidum	106.	Formalin
2.	Adonis vernalis	107.	Formica rufa
3.	Ailanthus g	108.	Fraxinus americana
4.	Agraphis n.	109.	Fragaria
5.	Aletris farinosa.	110.	Fucus ves
6.	Alfalfa	111.	Gallicum acid
7.	Ammonium brom	112.	Gallium ap
8.	Ammonium benzoicum	113.	Gambogia
9.	Ammonium iod	114.	Ginseng
10.	Ammonium phosp.	115.	Granatum
11.	Amyl nitrite	116.	Gratiola
12.	Anhalonium	117.	Guaiacum
13.	Anthracinum	118.	Hekla lava
14.	Angustura v	119.	Helonias
15.	Antipyrine	120.	Heloderma
16.	Apium graveolans	121.	Hydrocyanic acid
17.	Apomorphia	122.	Iberis
18.	Aralia.racemosa	123.	Indigo
19.	Arsenicum brom	124.	Iodoformum
20.	Arsenicum hydrog.	125.	Iris vers
21.	Ars met	126.	Jaborandi
22.	Asafoetida	127.	Jalapa
23.	Asarum Europ	128.	Kali cyanatum
24.	Asparagus	129.	Kali nitricum
25.	Aspidosperma	130.	Lithium carbonium
26.	Asterias rubens.	131.	Lactium acid
27.	Aurum arsenic.	132.	Lapis alb
28.	Aurum iod	133.	Lacithin
29.	Avena sativa	134.	Lemna minor
30.	Alstonia s.	135.	Menyanthes
31.	Arsenic sulph. flav	136.	Moschus
32.	Allium sativa.	137.	Mephitis
33.	Arundo	138.	Mercurius sulph
34.	Asafoetida	139.	Morphinum
35.	Balsamum peru	140.	Myrica
36.	Badiaga	141.	Napathaline
37.	Baryta acetica	142.	Niccolum
38.	Benzenum	143.	Ocimum canum

Sr. No.	Drugs	Sr. No.	Drugs
39.	Boric acid	144.	Oenathe
40.	Bothrops.l.	145.	Oleander
41.	Bufo	146.	Oleum animale
42.	Butyric acid	147.	Onosmodium
43.	Cadmium sulph	148.	Oophorium
44.	Caladium	149.	Ornithogalum
45.	Calcareo acetica	150.	Oxalic acid
46.	Canchalagua	151.	Paeonia
47.	Carbolicum acid	152.	Palladium
48.	Carduus benedictus	153.	Pareiara brava
49.	Carlsbad	154.	Paris quadrifolia
50.	Cascara sag	155.	Passiflora Incarnata
51.	Castanea vesica	156.	Petroselinum
52.	Ceanothus	157.	Phellandrium
53.	Cedron.s	158.	Physostigma
54.	Chaparro a	159.	Pilocarpus Micro
55.	Chenopodium aphis	160.	Piper nigrum
56.	Chenopodium g	161.	Pix Liquida
57.	Chelone	162.	Plantago major
58.	Chimphila umbel	163.	Pothos foetidus
59.	Chininum sulph	164.	Ptelea
60.	Chionanthus	165.	Quercus g.spiritus.
61.	Chloroform	166.	Radium Bromide
62.	Chromic acid	167.	Raphanus
63.	Chrysarobinum	168.	Robinia
64.	Cimex	169.	Rosa damascene
65.	Cinearia	170.	Rumex crispus
66.	Cinnaberis m.	171.	Saguinaria Canaden
67.	Cinnamonum	172.	Squilla maritime
68.	Cistus.c	173.	Sabal serrulata
69.	Citrus v	174.	Saccharum officinale
70.	Clematis	175.	Salicylicum acidum
71.	Cobultum	176.	Senna
72.	Cocainum	177.	Serum anguillar ich
73.	Coccinella septempunctate	178.	Solanum lycopersicum
74.	Condurango	179.	Solidago virga
75.	Convellaria majus.	180.	Spartium scoparium
76.	Copavia	181.	Strontia carb

Sr. No.	Drugs	Sr. No.	Drugs
77.	Cratagus	182.	Strophanthus Hispidus
78.	Cubeba	183.	Strychnium
79.	Cuprum aceticum	184.	Sulphur iodatum
80.	Cuprum arsenitum	185.	Tellurium
81.	Curare	186.	Terebinthina
82.	Cyclamen	187.	Teucrium marum v.
83.	Cypripedium	188.	Thallium
84.	Carduus marianus	189.	Thiosinaminum
85.	Daphne indica	190.	Trintrotolene
86.	Dolichos pruriens	191.	Trombidium
87.	Duboisia	192.	Urtica Urens
88.	Elaterium e.	193.	Ustilago
89.	Eucalyptus g.	194.	Veratrum viride
90.	Eugenia jambos	195.	Vaccinium
91.	Euonymus	196.	Valeriana
92.	Euphorhia	197.	Vanadium
93.	Eupion	198.	Variolinum
94.	Eosin	199.	Verbascum
95.	Equisetum	200.	Vespa rabro
96.	Eriodictyon (yerba santa)	201	Vinca Minor
97.	Erigeron	202	Viola odorata
98.	Fabiana imbricata	203	Viola tricolor
99.	Fagopyrum	204	Viscum album
100.	Ferrum ars	205	Wyethia
101.	Ferrum magnetium	206	Xanthosylum
102.	Ferrum mur	207	X-ray
103.	Ferrum iod	208	Yucca
104.	Ferrum picricum	209	Zincum v
105.	Filix mas	210	Zingiber

Value Addition: Introduction to Principles of Bioethics in Materia Medica

1.5.2 PRACTICAL –

To be Submitted to Principal / Director before submitting Final Exam Form

Sr. No.	Contents	M.D. (Hom.) Part - II
1	Maintenance of Log Book	Regular
2	Maintenance of daily work record	Regular
3	Maintenance of Case Record	50 OPD/ 25 IPD cases
5	Journal Review	5 self and 5 others
6	PG / UG Teachings / Lecture	5 specialty and 5 others
7	Case Discussion	5 self and 5 others
8	Seminars / Presentation	5
9	Delegation in Seminar / Conference	1 National or 1 State seminar / Conference
10	Paper publication in journal	1
11	Pre binding copy of dissertation	Yes
12	Seminar on dissertation before submission	Yes

1.6 FORMAT / SKELETON OF QUESTION PAPER

PROGRAMME AND YEAR : M.D. (HOM.) PART – II
COURSE CODE: MDH 201 PAPER:-I (MDH 201 A)

COURSE : MATERIA MEDICA

TOTAL MARKS : 100 TOTAL TIME: 3 HRS.

INSTRUCTIONS:

1. Use blue/ black ball point pen only. Gel pen is not permitted
2. Do not write anything on the blank portion of the question paper.
3. All questions are compulsory
4. The number to the right indicates full marks
5. Draw diagrams wherever necessary
6. Distribution of syllabus in question paper is only meant to cover entire syllabus within the stipulated frame. The question paper pattern is a mere guideline. As it is only for the placement sake, the distribution has been done.

Q 1 - Long Answer Question. [1*20=20 marks]

Q 2 - Long Answer Question [1*20=20 marks]

Q 3 - Long Answer Question [1*20=20 marks]

Q 4 - Write Long answer (any 2 out of 3) [2*10=20 marks]

- (a)
- (b)
- (c)

Q 5 - Write Short Answer (any 4 out of 5) [4*5=20 marks]

- (a)
- (b)
- (c)
- (d)
- (e)

COURSE CODE : MDH 201 PAPER : - II (MDH 201 B)
COURSE : MATERIA MEDICA
TOTAL MARKS: 100 TOTAL TIME: 3 HRS.

INSTRUCTIONS:

1. Use blue/ black ball point pen only. Gel pen is not permitted
2. Do not write anything on the blank portion of the question paper.
3. All questions are compulsory
4. The number to the right indicates full marks
5. Draw diagrams wherever necessary
6. Distribution of syllabus in question paper is only meant to cover entire syllabus within the stipulated frame. The question paper pattern is a mere guideline. As it is only for the placement sake, the distribution has been done.

Q 1- Long Answer Question. [1*20=20 marks]

Q 2- Long Answer Question [1*20=20 marks]

Q 3- Long Answer Question [1*20=20 marks]

Q 4- Write Long answer (any 2 out of 3) [2*10=20 marks]

- (a)
- (b)
- (c)

Q 5- Write Short Answer (any 4 out of 5) [4*5=20 marks]

- (a)
- (b)
- (c)
- (d)
- (e)

ORAL / PRACTICALS

Distribution of Marks (Practical)

Sr. No.	Contents	Marks
Materia medica		
1	Long Case	60
2	Short Case	30
3	Dissertation	50
4	Viva	50
5	Comm. Skills	10
	Total	200

M.D. (Hom.) Part-II examination– Maximum marks for each subject and minimum marks required to pass shall be as follows:-

Subject	Theory	Practical	Total	Pass marks
Materia Medica	200	200	400	200

1.7 CONTINUOUS INTERNAL ASSESSMENT

The university has introduced a system of continuous internal assessment for assessing student performance throughout the course of studies. There shall be 2 online periodical examinations of 20 marks each, 2 Terminal (theory and practical) examinations and 1 Preliminary examination (theory and practical) in each academic year. A student must secure at least 50% of total marks fixed for internal assessment in a particular subject in order to be eligible to appear in University Examination in that subject. The distribution of marks for M.D.(Hom.) Part II is as follows:

INTERNAL ASSESSMENT EXAMINATION PATTERN

Examination	Theory Marks	Oral / Practical Marks
Periodical-I	20	10
Terminal-I	50	50
Periodical-II	20	10
Terminal-II	50	50
Prelim	200	200

TERMINAL EXAM (50 Marks)

Q1. Long Answer Question (1x20= 20 Marks)

Q2. Long Answer Question (1x20= 20 Marks)

Q3. Long Answer Question (1x10= 10 Marks)

PRELIM EXAM (200 Marks)

Prelim exam pattern will be same as per final exam pattern given in 1.6

LIST OF RECOMMENDED BOOKS AND REFERENCE BOOKS:

List of Recommended Reference Books for Homoeopathic Materia Medica
(Including Applied Aspects) -

1. S. Hahnemann - Materia Medica Pura Vol I and II, Jain Publishers, New Delhi.
2. S. Hahnemann - Chronic Diseases Vol I and II, B. Jain Publishers, New Delhi;
3. T. E. Allen- Encyclopedia of Homoeopathic Materia, Medica Vol 1 to, 12. B. Jain.
4. T. F. Allen - Handbook of Homoeopathy Materia Medica, B. Jain Publisher, New Delhi.
5. C. Hering - Guiding Symptoms of Homoeopathic Materia Medica, B, Jain Publisher, New Delhi.
6. J. T. Kent - Lectures of Homoeopathic Materia Medica, B. Jain Publisher, New Delhi.
7. H. Coulter- Drug Pictures of Homoeopathic Materia medica, B. Jain Publisher, New Delhi.
8. Burt-Physiological Materia Medica, B. Jain Publisher, New Delhi.
9. M. L. Tyler - Durg Pictures of Homoeopathic Materia Medica,
10. Jain Publisher, New Delhi.
11. Dunham - Pharmacodynamics I to IV, B. Jain Publisher, New Delhi.
12. Harvey Farrington - P. G Studies in Homoeopathy, B. Jain Publishers New Delhi.
13. E. A. Farrington-- Clinical Materia Medica, B. Jain Publisher, New Delhi.
14. E. A. Farrington- Comparative Materia Medica, B. Jain Publisher, New Delhi.
15. George Vitholkas - Classical Talks in Homoeopathy 3volumers,
16. Jain Publishers, New-Delhi.

17. M. L. Dhawale - Symposium volumes, published by Dr. M. L. Dhawale Memorial Trust, Mumbai
18. X. M Choudhary - Materia Medica. B. Jain Publisher, New Delhi.
19. K. N. Mathur - Systemic Materia Medica. B. Jain Publisher, New Delhi.
20. C. M. Boger- Synopthic Key, B. Jain Publisher, New Delhi.
21. H. C. Allen Keynotes of Homoeopathic Materia Medica, B. Jain
22. Insight into plants Vol-1,2,3 Rajan Shankaran Publisher, New Delhi.
23. E. B. Nash - Leaders in Homoeopathic Therapeutics, B. Jain Publishers, New Delhi.
24. Otto Lesser - Materia Medica, B. Jain Publisher, New Delhi.
25. Pulford-Text Book of Homoeopathic Materia Medica, B. Jain Publisher, New Delhi.
26. W. Boericke- Clinical Materia Medica, B. Jain Publisher, New Delhi.
27. Clarke - Dictionary of Homoeopathic Materia Medica, B. Jain Publisher, New Delhi.
28. Dr. Ramjee Singh – Ladder to Excellence in Homoeopathic Education.
29. Dr. Ramjee Singh – Text book of Homoeopathic Materia Medica.
30. Dr. Bhasme Arun – How to study Materia Medica.
31. Dr. Bhasme Arun – Medicine Voyage Through Time.
32. Jan Scholten – Homoeopathy and Minerals
33. Jan Scholten – Homoeopathy and Elements
34. Dr. Rajan Shankaran – Insight into Plant Kingdom Vol. I, II, III
35. Catherine S. Coulter – Portraits Vol. I, Portraits Vol. II, Portraits Vol. III
36. Symposium Volumes –ICR
37. Dr. George Vithalkous – Materia Medica Viva
38. Dr. George Vithalkous – Essence of Materia Medica
39. Vermulein –Prisma
40. T. F. Allen - Nosodes

41. Stephenson: - Materia Medica and New Provings
42. Hughes - Cyclopaedia of Drug Pathogenesis
43. Anschutz – New Remedies
44. Boericke - Materia Medica and Repertory
45. Ghosh - Drugs of Hindoostan
46. Clarke - Dictionary of Homoeopathic Materia Medica
47. Kent: Lectures on Homoeopathic Materia Medica and New Remedies
48. Wheeler and Kenyon - Principles and Practice of Homoeopathy
49. Pierce: Plain Talks on Homoeopathic Materia Medica with Comparisons
50. Farrington Harvey - Post-Graduate Course in Homoeopathy and Homoeopathic Prescribing
51. Tyler Margaret – Drug Pictures
52. Royal – Materia Medica
53. Boericke and Dewey - Twelve Tissue Remedies
54. E. A. Farrington - Clinical Materia Medica
55. Dr. Dhadphale G.B. – Group Study /Analysis of Homoeopathic Materia Medica.
56. Dr. Dhadphale G B – General Features of Homoeopathic Materia Medica.
57. N.M. Choudhuri - A study on Materia Medica and repertory
58. Allen -Key-Notes
59. Guernsey -Key-Notes
60. Lippe – Materia Medica
61. Nash - Leaders in Homoeopathic Therapeutics
62. Boger - Synoptic Key and Repertory to the Homoeopathic Materia Medica
63. Pulford - Key to Homoeopathic Materia Medica
64. Mathur - Systematic Materia Medica of Homeopathic Remedies
65. Comparative Materia Medicas (Gross, Farrington and Roberts)

66. Allen - Therapeutics of Fevers
67. Tyler - Pointers to Remedies
68. Nash -Typhoid
69. Nash – Respiratory Organs
70. Hering and Wells -Typhoid
71. Guernsey - Haemorrhoids
72. Bell - Diarrhoea
73. Roberts – Rheumatic Remedies
74. Pulford - Pneumonia
75. Pulford - Influenza
76. Pulford – Digestive Organs
77. Pulford - Children’s Types
78. Cartier – Respiratory Organs
79. Royal - Diseases of Chest
80. Royal –Nervous Diseases
81. Royal Practice of Medicine
82. Yingling - Accoucher’s Manual
83. Underwood – Headache



**HOMOEOPATHIC
PHILOSOPHY**

SUBJECT CODE- MDH 202
NAME OF COURSE- HOMOEOPATHIC PHILOSOPHY
YEAR / SEMESTER – M.D (HOM.) PART II

1.1 INTRODUCTION:

- Homeopathic philosophy is an integral subject which elucidates the fundamental principles of practice of homoeopathy.
- Deeper insight of these principles is necessary from the point of view of its background, observation, genesis, Logic, derivation, experimentation, application and evolution.
- The syllabus has been designed with the objective of delivering to the candidate the entire experience of basic and applied aspects of Homoeopathic health- care.

1.2 GOALS:

A postgraduate in Homoeopathic Philosophy shall have the higher degree of proficiency both in theoretical and practical aspects of "Organon of Medicine" backed by scientific knowledge and philosophy of Homoeopathy.

1.3. COURSE OBJECTIVES AND OUTCOMES:

EDUCATIONAL OBJECTIVES AND OUTCOMES:

1.3.1 OBJECTIVE:

Students must know concepts of Organon of philosophy as conceived by Dr. Hahnemann and must be able to operationalise them in clinical practice along with current advances of medical science.

OUTCOMES:

- Student must know concept of medical observer, unprejudiced observer, mission and knowledges of physician.
- Student must develop skills of case taking to comprehend his patient as a person as a whole, his dispositional state of Mind and Body, along with the disease process with its causes.
- Student must have knowledge of Aetiology, Symptomatology, Suppression and its importance in Totality formation, concept of individualisation by taking holistic approach to the patient.

- Student must have knowledge of different clinical conditions, and current advancements in modern medical science.
- Student must have knowledge and importance of pathology, clinical diagnosis and the miasmatic diagnosis of the case and correlated implication of it for management of the cases.
- Student must have knowledge of Susceptibility, remedy selection, posology, remedy reactions, second prescription, remedy relations and be able to apply it in the management of cases.

1.3.2 OBJECTIVE:

Student should be able to apply knowledge of various research methodologies, data collection, statistical analysis etc in the subject of Homoeopathic Philosophy and Organon of medicine.

OUTCOME :

Student should be able to work on the topic from Organon of philosophy as the research project and must be able to write dissertation for the same.

1.4 INTEGRATION:

Integrated teaching of homoeopathic management of a given case with respect to Materia Medica and Repertory.

1.5 SYLLABUS :

1.5.1 THEORY: Paper I- MDH 202 A

(Homoeopathic Philosophy – theory and principles)

- Study of the Hahnemann's chronic diseases with specific emphasis on applicative aspects of Minimum dose, potency scales, miasms, cure, recovery, suppression, prevention of diseases. The other illustrious followers to be studied with respect to, philosophical concepts, critical comparisons and applications in Materia medica, Repertory.
- Study of Comparative aspects of the following concepts in Homoeopathy with Modern advancements:
 - a. Man in Health, Constitution, Diathesis, Disease, Recovery and Cure
 - b. Symptomatology, Classification and Evaluation

- c. Susceptibility, Immunology, Suppression and Miasms
- d. Clinical Classification and Identification of the Four Miasmatic Types, Combination of Miasms: Concept, Implications and Identification with emphasis on practical utility and application.
- In depth study of Remedy Administration: Potency-selection, Repetition, Second Prescription, Susceptibility, Placebo and Remedy Relationship, Palliation, suppression, recovery and cure.

Paper II- MDH 202 B

(Applicative and integrative Homoeopathic Philosophy)

- General Philosophy-Study of Development of Western Philosophy and its reflections on Medicine in general and Homoeopathy in specific. (Existentialism, Substantialism, Realism, Pragmatism, Idealism, Romanticism Materialism, Naturalism, Vitalism)
- Relationship between Philosophy, Science and Logic-Inductive and Deductive, Contribution of Lord Bacon, Logical fallacies, Application in Homoeopathy.
- Concept of Law of simple/minimum/single; Law of Similars: Evolution, Deduction, and Scientific Experimental Proof; Application and Corollaries Concept of the Dynamic Action and the Dose, in Relation to current research in Physics, metaphysics, quantum theory, molecular and nanomedicine.
- A brief study of MIT approach in Homoeopathy.

VALUE ADDITION:

Introduction to Principles of Bioethics in Homoeopathic Philosophy

1.5.2 PRACTICAL

To be Submitted to Principal / Director before submitting Final Exam Form Sr. No.	Contents	Part - II
1	Maintenance of Logbook	Regular
2	Maintenance of daily work record	Regular
3	Maintenance of Case Record	50 OPD/25 IPD cases
5	Journal Review	5 Self and 5 others
6	PG/UG Teachings / Lecture	5 Specialty and 5 others
7	Case Discussion	5 self and 5 others
8	Seminars / Presentation	5
9	Delegation in Seminar / Conference per part (Outside)	1 National or 1 state seminar / Conference
10	Paper publication in journal	1
11	Pre binding copy of dissertation	Yes
12	Seminar on dissertation before submission	Yes

❖ Record of 50 OPD and 25 IPD Cases fully worked out

1.6 FORMAT/ SKELETON OF QUESTION PAPER

PROGRAMME AND YEAR : M.D. (Hom.) PART – II
COURSE CODE: MDH 202 PAPER:-I (MDH 202A)

COURSE: HOMOEOPATHIC PHILOSOPHY

TOTAL MARKS: 100 TOTAL TIME: 3 HRS.

INSTRUCTIONS:

1. Use blue/ black ball point pen only. Gel pen is not permitted
2. Do not write anything on the blank portion of the question paper.
3. All questions are compulsory
4. The number to the right indicates full marks
5. Draw diagrams wherever necessary
6. Distribution of syllabus in question paper is only meant to cover entire syllabus within the stipulated frame. The question paper pattern is a mere guideline. As it is only for the placement sake, the distribution has been done.

Q 1- Long Answer Question. [1*20=20 marks]

Q 2- Long Answer Question [1*20=20 marks]

Q 3- Long Answer Question [1*20=20 marks]

Q 4- Write Long answer (any 2 out of 3) [2*10=20 marks]

- (a)
- (b)
- (c)

Q 5- Write Short Answer (any 4 out of 5) [4*5=20 marks]

- (a)
- (b)
- (c)
- (d)
- (e)

COURSE CODE: MDH 202 PAPER:-II (MDH 202B)
COURSE: HOMOEOPATHIC PHILOSOPHY
TOTAL MARKS: 100 TOTAL TIME: 3 HRS.

INSTRUCTIONS:

1. Use blue/ black ball point pen only. Gel pen is not permitted
2. Do not write anything on the blank portion of the question paper.
3. All questions are compulsory
4. The number to the right indicates full marks
5. Draw diagrams wherever necessary
6. Distribution of syllabus in question paper is only meant to cover entire syllabus within the stipulated frame. The question paper pattern is a mere guideline. As it is only for the placement sake, the distribution has been done.

Q 1- Long Answer Question. [1*20=20 marks]

Q 2- Long Answer Question [1*20=20 marks]

Q 3- Long Answer Question [1*20=20 marks]

Q 4- Write Long answer (any 2 out of 3) [2*10=20 marks]

- (a)
- (b)
- (c)

Q 5- Write Short Answer (any 4 out of 5) [4*5=20 marks]

- (a)
- (b)
- (c)
- (d)
- (e)

ORAL /PRACTICALS

DISTRIBUTION OF MARKS (PRACTICAL)

Sr no	Contents	Marks
Homoeopathic Philosophy		
1	Long Case	60 (Case Taking 30 plus Case Working 30)
2	Short Case	30 (Case Taking 15 plus Case Working 15)
3	Dissertation	50
4	Viva	50
5	Comm. Skills	10
	Total	200

M.D. (Hom.) Part-II examination–

Maximum marks for each subject and minimum marks required to pass shall be as follows:-

Subject	Theory	Practical	Total	Pass Marks
Homoeopathic Philosophy	200	200	400	200

1.7 CONTINUOUS INTERNAL ASSESSMENT

The university has introduced a system of continuous internal assessment for assessing student performance throughout the course of studies. There shall be 2 online periodical examinations of 20marks each, 2 Terminal (theory and practical) examinations and 1 Preliminary examination (theory and practical) in each academic year. A student must secure at least 50% of total marks fixed for internal assessment in a particular subject in order to be eligible to appear in University Examination in that subject

The distribution of marks for M.D.(Hom.) Part II is as follows:

INTERNAL ASSESSMENT EXAMINATION PATTERN

Examination	Theory Marks	Oral / Practical Marks
Periodical-I	20	10
Terminal-I	50	50
Periodical-II	20	10
Terminal-II	50	50
Prelim	200	200

TERMINAL EXAM QUESTION PAPER PATTERN (50 Marks)

Q1. Long Answer Question (1x20= 20 Marks)

Q2. Long Answer Question (1x20= 20 Marks)

Q3. Long Answer Question (1x10= 10 Marks)

PRELIM EXAM (200 Marks)


Prelim exam pattern will be same as per final exam pattern given in 1.6

List of Recommended Reference Books for Organon of Medicine:

- 1) S. Hahnemann - Organon of Medicine- 6th Edition, B. Jain Publisher, New Delhi.
- 2) S. Hahnemann-Lesser Writings, Reprint edition, B. Jain Publisher, New Delhi.
- 3) S. Hahnemann-Chronic Diseases, 3rd edition, B. Jain Publisher, New Delhi.
- 4) J. T. Kent - Lectures on Homoeopathy Philosophy, 7th edition, B. Jain Publisher, New Delhi.
- 5) J. T. Kent - Lesser writings, print edition, B. Jain Publisher, New Delhi.
- 6) Sarkar, B. K. Commentary on Organon of Medicine, 10th Edition, Birla Publications, New Delhi.
- 7) H. A. Robert - Principles and practices of Homoeopathy revised and enlarged edition, B. Jain Publisher, New Delhi.
- 8) S. Close - Genius of Homoeopathy, 2nd edition, B. Jain Publisher, New Delhi.
- 9) Boeninghausen - Lesser Writings, Reprint edition, B. Jain Publisher, New Delhi.
- 10) Farrington - Lesser Writing, Reprint edition, B. Jain Publisher, New Delhi.
- 11) M. L. Dhawale, - Principles and Practices of Homoeopathy, 4th edition, Indian Books and Periodicals Publishers, New Delhi.
- 12) M. L. Dhawale - Symposium Volumes, 3rd edition, Indian Books and Periodicals Publishers Delhi.
- 13) G. Boericke - Principles of Homoeopathy, 3rd edition, B. Jain Publisher, New Delhi.

- 14) Clarke - Constitutional Medicine, 1st edition, B. Jain Publisher, New Delhi.
- 15) C. M. Boger - Studies in the Philosophy of healing, 2nd edition, B. Jain Publisher, New Delhi.
- 16) W. K. Wright - A History of Modern Philosophy,
- 17) Wideband- A History of Modern Philosophy,
- 18) Banerjee - Chronic Disease its cause and cure, B. Jain Publisher, New Delhi.
- 19) J. H. Allen-Chronic Miasms, B. Jain Publisher, New Delhi.
- 20) Phillis Speight—Chronic Miasms, TBS The Book Service Ltd (1 January 1961).
- 21) Bradford - Life History of Hahnemann Vol. I and Vol. II, B. Jain Publisher, New Delhi.
- 22) Dudgeon-Principles and Practices of Homoeopathy, B. Jain Publisher. New Delhi
- 23) Richard Hael; Life of Hahnemann, old edition, B. Jain Publisher, New Delhi.
- 24) Datta: Contemporary Philosophy
- 25) Durant Will: The story of Philosophy
- 26) Hospers John: Introduction to Philosophy
- 27) Irving Copi: Introduction to Logic
- 28) Sharma C. D.: Indian Philosophy
- 29) Wolf A. Textbook of logic – Surjit Publication
- 30) Allen.: The Chronic Miasms
- 31) Boger, C. M.: Studies in the Philosophy of Healing
- 32) Boger, C. M.: Collected Works
- 33) Clarke: Constitutional Medicine
- 34) Close Stuart: The Genius of Homoeopathy: Lectures and Essays on Homoeopathic Philosophy, 2nd edition, B. Jain publications.
- 35) Dhawale M. L.: Principles and Practice of Homoeopathy: Vol 1
- 36) Dhawale M. L.: Perceiving1
- 37) Dhawale M. L: ICR Symposium on Hahnemannian Totality

- 38) Dhawale M. L. Life and Living
- 39) Dudgeon: Principles and Practice of Homoeopathy
- 40) Dunham, Carroll: Homoeopathy, the Science of Therapeutics: A collection of Papers elucidating and illustrating the Principles of Homoeopathy
- 41) Farrington: Lesser writings
- 42) Haehl Richard: Life and Work of Hahnemann Vol.– I and II
- 43) Dhawale M. L.: Principles and Practice of Homoeopathy: Vol1
- 44) Dhawale M. L.: Perceiving1
- 45) Dhawale M. L: ICR Symposium on Hahnemannian Totality
- 46) Dhawale M. L. Life and Living
- 47) Dudgeon: Principles and Practice of Homoeopathy
- 48) Dunham, Carroll: Homoeopathy, the Science of Therapeutics: A collection of Papers elucidating and illustrating the Principles of Homoeopathy
- 49) Farrington: Lesser writings
- 50) Haehl Richard: Life and Work of Hahnemann Vol.– I and II
- 51) Ortega: The Chronic Miasms
- 52) Roberts, H. A.: The Principles and Art of Cure by Homoeopathy.
- 53) Sarkar B.K.: Essays on Homoeopathy
- 54) Shepherd Dorothy: Magic of Minimum dose
- 55) Speight Phyllis: Chronic Miasms
- 56) Whitmont E. Psyche and Substance
- 57) Whitmont E. The Symbolic Quest.



REPERTORY

SUBJECT CODE- MDH 203
NAME OF COURSE- REPERTORY
YEAR / SEMESTER – M.D (HOM.) PART II

1.1 INTRODUCTION:

“The use of Repertory is one of the higher branches of Homoeopathy , as an art and before it can be mastered, the law governing the Homoeopathic treatment and cure of disease as given to us in the Organon and Chronic Diseases must be learnt” -Glen Irving Bidwell.

The “Totality of Symptoms”, in contrast to pathology plays the key role in understanding a drug or patient in homoeopathy. The selection of the similimum from vast symptomatology of Materia medica always demands some way of differentiating or sorting out similar looking drug, and Repertorisation is one such comprehensive scientific and precise tool of accomplishing this.

Homoeopathy demands a physician to establish similarity not merely at the level of the “Portrait Of Disease”, as in Aphorism 5 and 6 of “Organon of Medicine” . A portrait is an interpretation of the subject, perceived by the artist as an essential attribute of the subject. The concept of “Totality of Symptoms”, is not a quantitative sum total of all attributes but rather a highly qualitative concept. A qualitative, disciplined and an analytical reportorial approach, the method and the technique, involving the philosophical approach enables the physician to tackle all types of cases he is likely to be confronted with, in the clinical practice.

A sign or symptom occurring in any person is not isolated phenomenon; it may have multiple inter- relationships including causes, associated phenomenon and effects. These may be often apparent or submerged psychological components, sometimes of minor but often of major importance. The response of the patient to his disorder, his reactions to it and understanding of it, are essential and often, deeply revealing parts of the history.

Disease is expressed in groups or combination of symptoms out of thousands of symptoms of both the phenomenon of disease as well as the individual’s specific reactions to the dynamics of disease.

A student of Repertory may in the beginning, be confused by his inability to deal with large number of signs and symptoms collected by him in a single case and may spend lot of time and energy and yet come to poor results.

It is therefore very essential that he is given an understanding regarding the “Grading of Symptoms”. He has to know which symptoms are of vital importance and which may be completely ignored.

1.2 GOALS:

The goal of Teaching Repertory at Post Graduate level is:

- ❖ Master the competencies related to case taking and repertorisation.
- ❖ Acquire a spirit of scientific inquiry and be oriented to the principles of research methodology in Repertory

1.3. COURSE OBJECTIVES AND OUTCOMES

OBJECTIVES:

The objective of teaching repertory at post graduate level is

- ❖ That a student has understanding of the competencies associated with case taking, case analysis and repertorization in different settings
- ❖ The student develops knowledge and competencies associated with proper selection of repertory and the process of repertorization
- ❖ The student develops a spirit of research in Homoeopathy and Repertory and be able to contribute to the scientific development of repertory

OUTCOMES:

At the end of course in Repertory the student will

- ❖ Have knowledge of philosophy, construction, scopes and limitations of repertories
- ❖ Be able to choose an appropriate repertory for a given case and must be able to construct of proper Repertorial Totality
- ❖ Be able to demonstrate conversion of patients symptoms into appropriate rubric
- ❖ Be able to demonstrate the steps of repertorization to choose the appropriate remedy for a case

1.4 INTEGRATION :

Integrated teaching of homoeopathic management of a given case with respect to Materia Medica and Homoeopathic Philosophy.

1.5 SYLLABUS:

1.5.1 THEORY:

PAPER I

SUBJECT CODE: MDH 203 A

CONTENTS

1. Approaches and Concepts of Repertorisation.
2. Historical evolution of Repertories in general.
3. Philosophical and scientific development of Repertories.
4. Future methods and uses of Repertory for the study of Materia Medica in clinical conditions, both at mental and physical level.
5. Importance of Case taking and Anamnesis of the case.
6. Importance of concept of the Interviewer, case writer and observer in homoeopathic case taking.
7. Merits, concepts and methods of Unprejudiced observation
8. Difficulties anticipated and faced while case taking and their solutions
9. Case recording methods and techniques, the art and science.
10. Formation of Totality of symptoms According to Hahnemann, Boenninghausen, Kent, Boger,
11. Observations on the study of Homoeopathic Case Taking by authors like – Hahnemann, Boenninghausen, Kent, Bidwell, Boger, H. A. Roberts, Stuart Close, Margaret Tyler, Elizabeth Wright, B. K Sarkar, Garth Boericke, Gibson Miller, Douglas Borland, T. F. Allen, M. L. Dhawale.
12. Case analysis – Scope, nature of case, prognosis, etc
13. Symptom analysis, types of symptoms, glossary of symptoms ,gradation and evaluation of symptoms
14. Classification of symptoms as per Hahnemann, Boenninghausen, Boger, Garth Boericke, Kent, etc
15. Hahnemannian Classification of disease and its Clinico-pathological co-relation.

16. Approach and method of homoeopathic case taking in urban, rural and various settings.
17. Approach and method of homoeopathic case taking in various departments: Medicine, Surgery, Obstetrics, Gynaecology and their sub-specialties.
18. Application of different repertories in the practice of Medicine, Surgery, Obstetrics, Gynaecology and all their sub-specialties.
19. General principles of Repertorisation – Individualization, generalisation (grand and limited), causation, concomitance, evaluation.
20. Observation on study of Repertory and Repertorisation by Hahnemann, Boenninghausen, Kent, Boger, Bidwell, Farrington, Roberts, Knerr, Tyler, Dhawale, etc.
21. Components of repertorisation – medium, methods, process and technique.

PAPER II
COURSE CODE M .D. H. 203 B

CONTENTS

1. Boenninghausen's philosophy – his life and works,
2. Boger's philosophy – his life and works,
3. Boger's Synoptic Key – Introduction, Plan and Constructions of Boenninghausen's Therapeutic Pocket Book - Application of philosophy in development and Construction
4. Boger Boenninghausen's Characteristics and Repertory- Application of philosophy in development and construction.
5. Boger's Synoptic Key – Application of philosophy in development and construction.
6. Comparative study of approaches of Boenninghausen's Therapeutic Pocket Book, Kent's Repertory and Boger Boenninghausen's Characteristics and Repertory
7. Boenninghausen's Therapeutic Pocket Book: Its use in Clinical practice.

8. Boger Boenninghausen's Characteristics and Repertory- Its use in Clinical practice.
9. Boger's Synoptic Key – Its use in Clinical practice.
10. J. T. Kent – His life and works,
11. Sources for construction of Repertories (Kunzli's Repertory, Final General Repertory, Synthetic Repertory)
12. Kent's Repertory - Application of its approach and philosophy in development of structure
13. Kunzli's Repertory – Application of its approach and philosophy in development of structure
14. Final General Repertory-Application of its approach and philosophy in development of structure
15. Synthetic Repertory - Application of its approach and philosophy in development of structure
16. Comparative study of (Kent's Repertory, Kunzli's Repertory, Final General Repertory, Synthetic Repertory)
17. Kent's Repertory- Its approach and use in Clinical practice.
18. Kunzli's Repertory- Its approach and use in Clinical practice.
19. Final General Repertory – Its approach and use in Clinical practice.
20. Synthetic Repertory – Its approach and use in Clinical practice.
21. Introduction of Puritan Type of Repertories (Lippe's, Knerr, Gentry, Herring's Analytical Repertory)
22. Introduction of Regional Type of Repertories: (Bell's -Diarrhoea, Repertory of Eyes- Berridge., Uterine therapeutics -Henry Minton. Therapeutics of Respiratory system –Vandenberg, Skin diseases -M.F. Douglas, Repertory of Respiratory Diseases by Nash.)
23. Application and basis of philosophy and approach in development of structure of (Lippe, Knerr, Gentry, Herring's Analytical Repertory)

24. Application and basis of philosophy and approach in development of structure of (Bell's -Diarrhoea, Repertory of Eyes- Berridge., Uterine therapeutics -Henry Minton.-Therapeutics of Respiratory system - Vandenberg, Skin diseases -M.F. Douglas, Repertory of Respiratory Diseases by Nash.)
25. Knerr's Repertory- Its approach and use in Clinical practice.
26. Regional repertories (Bell's -Diarrhoea, Repertory of Eyes- Berridge., Uterine therapeutics - Henry Minton.-Therapeutics of Respiratory system -Vandenberg, Skin diseases - M.F. Douglas, Repertory of Respiratory Diseases by Nash.) — Its approach and use in Clinical practice.
27. Introduction of Clinical Type of Repertories –(Sensations as if by H. A. Roberts, Allen W. A.- Repertory of Intermittent Fevers, Allen H.C.- Repertory of Fevers H. A. Roberts' - Rheumatic remedies, Clarke's- Clinical Repertory, Clarke's - Prescriber, Boericke's - Repertory to Pocket manual of Homoeopathic Materia Medica)
28. Application of philosophy and approach in development of structure of–(Sensations as if H. A. Roberts, Allen W. A. - Repertory of Intermittent Fevers, Allen H. C.- Repertory of Fevers H. A. Roberts' - Rheumatic remedies, Clarke's- Clinical Repertory, Clarke's - Prescriber, Boericke's - Repertory to Pocket manual of Homoeopathic Materia Medica.)
29. Clinical Repertories their approach and use in Clinical practice. (Sensations as if by H. A. Roberts, Allen W. A. - Repertory of Intermittent Fevers, Allen H.C.- Repertory of Fevers H.A. Roberts' - Rheumatic remedies, Clarke's- Clinical Repertory, Clarke's - Prescriber, Boericke's - Repertory to Pocket manual of Homoeopathic Materia Medica)
30. Introduction to Modern Type of Repertories (Complete repertory, Murphy's repertory and synthesis repertory)
31. Introduction to Alphabetical Type of Repertory by S. R. Phatak and Miasmatic Repertory by R.P. Patel.
32. Computerized Type of Repertories – Introduction, their creators, philosophy, method, approach to Materia Medica, Advantages and limitations in communication with the computer

33. Role of computer in Homoeopathy (Software to be studied for content as to what repertory / repertories are included, technique, highlights of the software program, expert system if any.)
34. Application of philosophy and approach in development of structure of (Complete repertory, Murphy's repertory and synthesis repertory, Alphabetical Repertory by S. R. Phatak and Miasmatic Repertory by R .P. Patel)
35. Features, techniques, differences and Comparative analysis of different software programs like Hompath, ISIS, RADAR, Stimulare and Vital Quest.
36. Approaches and their uses in Clinical practice - (Complete repertory, Murphy's repertory and Synthesis repertory, Alphabetical Repertory by S. R. Phatak and Miasmatic Repertory by R. P. Patel)
37. Utility of Homeopathy based software programs like Hompath, Radar, Hompath Zomeo.

VALUE ADDITION:

Introduction to Principles of Bioethics in Repertory

1.5.2 PRACTICAL –

To be Submitted to Principal / PG Co-Ordinator before submitting Final Exam Form

Sr. No	Contents	Part - II
1	Maintenance of Logbook	Regular
2	Maintenance of daily work record	Regular
3	Maintenance of Case Record	50 OPD/25 IPD cases
5	Journal Review	5 self and 5 others
6	PG/UG Teachings / Lecture	5 specialty and 5 others
7	Case Discussion	5 self and 5 others
8	Seminars / Presentation	5
9	Delegation in Seminar / Conference per part	1 National or 1state seminar /Conference
10	Paper publication in journal	1
11	Pre binding copy of dissertation	Yes
12	Seminar on dissertation before submission	Yes

1.6 UNIVERSITY EXAMINATION

THEORY

FORMAT/ SKELETON OF THEORY QUESTION PAPER

PROGRAMME AND YEAR: M.D. (HOM.) PART – II

COURSE CODE: MDH 203 PAPER:-I (MDH 203A)

COURSE: REPERTORY

TOTAL MARKS: 100

TOTAL TIME: 3 HRS.

INSTRUCTIONS :

1. Use blue/ black ball point pen only. Gel pen is not permitted
2. Do not write anything on the blank portion of the question paper.
3. All questions are compulsory
4. The number to the right indicates full marks
5. Draw diagrams wherever necessary
6. Distribution of syllabus in question paper is only meant to cover entire syllabus within the stipulated frame. The question paper pattern is a mere guideline. As it is only for the placement sake, the distribution has been done.

Q 1- Long Answer Question. [1*20=20 marks]

Q 2- Long Answer Question [1*20=20 marks]

Q 3- Long Answer Question [1*20=20 marks]

Q 4- Write Long answer (any 2 out of 3) [2*10=20 marks]

(a)

(b)

(c)

Q 5- Write Short Answer (any 4 out of 5) [4*5=20 marks]

(a)

(b)

(c)

(d)

(e)

COURSE CODE : MDH 203 PAPER : II (MDH 203 B)
COURSE : REPERTORY
TOTAL MARKS: 100 TOTAL TIME : 3 HRS.

INSTRUCTIONS:

1. Use blue/ black ball point pen only. Gel pen is not permitted
2. Do not write anything on the blank portion of the question paper.
3. All questions are compulsory
4. The number to the right indicates full marks
5. Draw diagrams wherever necessary
6. Distribution of syllabus in question paper is only meant to cover entire syllabus within the stipulated frame. The question paper pattern is a mere guideline. As it is only for the placement sake, the distribution has been done.

Q 1- Long Answer Question. [1*20=20 marks]

Q 2- Long Answer Question [1*20=20 marks]

Q 3- Long Answer Question [1*20=20 marks]

Q 4- Write Long answer (any 2 out of 3) [2*10=20 marks]

- (a)
- (b)
- (c)

Q 5- Write Short Answer (any 4 out of 5) [4*5=20 marks]

- (a)
- (b)
- (c)
- (d)
- (e)

FORMAT OF UNIVERSITY ORAL /PRACTICALS EXAMINATION

Sr No	Contents		Marks
1	Long case	Case- Taking - 30 marks	60 marks
		Case Working - 30 marks	
2	Short case	Case- Taking - 15 marks	30 marks
		Case Working -15 marks	
3	Dissertation		50 marks
4	Viva		50 marks
5	Communication skills		10 marks
	Total		200 marks

M.D. (Hom.) Part-II examination –

Maximum marks for each subject and minimum marks required to pass shall be as follows:-

Subject	Theory	Practical	Total	Pass marks
Repertory	200	200	400	200

1.7 CONTINUOUS INTERNAL ASSESSMENT

The university has introduced a system of continuous internal assessment for assessing student performance throughout the course of studies. There shall be 2 online periodical examinations of 20 marks each, 2 Terminal (theory and practical) examinations and 1 Preliminary examination (theory and practical) in each academic year. A student must secure at least 50% of total marks fixed for internal assessment in a particular subject in order to be eligible to appear in University Examination in that subject

The distribution of marks for M.D.(Hom.) Part II is as follows:

INTERNAL ASSESSMENT EXAMINATION PATTERN

Examination	Theory Marks	Oral / Practical Marks
Periodical-I	20	10
Terminal-I	50	50
Periodical-II	20	10
Terminal-II	50	50
Prelim	200	200

TERMINAL EXAM QUESTION PAPER PATTERN (50 Marks)

Q1. Long Answer Question (1x20= 20 Marks)

Q2. Long Answer Question (1x20= 20 Marks)

Q3. Long Answer Question (1x10= 10 Marks)

PRELIM EXAM (200 Marks)

Prelim exam pattern will be same as per final exam pattern given in 1.6

List of Recommended Reference Books for Repertory :

1. J. T. Kent - Repertory of the Homoeopathic Materia Medica, B. Jain Publisher. New Delhi.
2. Fredrick Schroyns - Synthesis Repertory, B. Jain Publisher, New Delhi.
3. Robin Murphy - Homoeopathic Medical Repertory, Indian Books and Periodicals Publishers, Karoi Bagh, New Delhi.
4. Barthel and Klunkcr- synthetic Repertory of the Materia Medica, B. Jain Publisher, New Deihi.
5. Allen T. F. - Boenninighausen's Therapeutic Pocket Book, B. Jain Publisher, New Delhi.
6. C. M. Boger - Boenninighausen's Characteristics and Repertory, B. Jain Publisher, New Delhi.
7. Knerr C. B. - Repertory of Herrings Guiding Symptoms of our Materia Medica, B. Jain Publisher, New Delhi.
8. Jugal Kishore - Card Repertory - Kishore Publication. Indira Chowk, Caughtant Place, New Delhi,
9. S. R. Phatak - Concise Repertory of Homoeopathy, B. Jain Publisher, New Delhi.
10. Neathy Edwin – An Index of aggravations and ameliorations, B. Jain Publisher, New Delhi.
11. Hering - Analytical Repertory of the symptoms of mind, B. Jain Publisher, New Delhi.
12. Clarke J. H. - Clinical Repertory, B. Jain Publisher, New Delhi.
13. Docks and Kokelenberg Kent's Comparative Repertory of the Homoeopathic Materia Medica

14. Roberts Herbert - Sensations as if, B. Jain Publisher, New Delhi.
15. Gallawardin - J. P. Repertory of Psychic Medicines with Materia Medica, B. Jain Publisher, New Delhi.
16. Hahnemann's - Chronic Diseases, B. Jain Publisher, New Delhi.
17. Hahnemann's - Materia Medica Purrs, B. Jain Publisher. New Delhi.
18. Boenninghausen - the Lesser Writings, B. Jain Publisher, New Delhi.
19. J. I C Kent - New Remedies, Clinical Cases and Lesser Writings, B, Jain Publisher, New Delhi.
20. C. M. Boger - Study of Materia Medica and Case taking, B. Jain Publisher, New Delhi.
21. Garth Boericke - Principles and practice of Homoeopathy, B. Jain Publisher, New Delhi.
22. Wright Elizabeth - A Brief Study course in Homoeopathy, B. Jain Publisher, New Delhi.
23. Bidwell G L. How to use the Repertory, B. Jain Publisher, New Delhi.
24. Bell James - The Homoeopathic of Diarrhea, B. Jain Publisher. New Delhi.
25. Allen H. C. - Therapeutics of Fever, B. Jain Publisher, New Delhi.
26. Berridge E. W. - Complete Repertory on the Diseases of eyes, B. Jain Publisher, New Delhi
27. Minton - Uterine Therapeutics, B. Jain Publisher, New Delhi.
28. Tyler M. L. Repertoriomg B. Jain Publisher, New Delhi.
29. Banerjee P. N. - Chronic Diseases as causes and cure, B. Jain Publisher, New Delhi.
30. Boger C. M. - Synoptic Key to Materia Medica with Repertory,
31. Boericke W. - Boericke's Materia Medica with Repertory, B. Jain Publishers, New Delhi.
32. Dr. Shashikant Tiwari - Essentials of Repertorisation, B. Jain Publishers, New Delhi.

33. C. M. Boger- Studies in Philosophy of Healing, B. Jain Publishers. New Delhi.
34. M. L. Dhawale- Principles and practice of Homoeopathy
35. Dr. Munir Ahmed R.r- Introduction to Principles to Repertorisation
36. Barford, T. L: Lesser writings of CMF Von Boenninghausen.
37. Bannan, Robert: Collected Works of Boger.
38. Boger, C. M: Studies in Philosophy of Healing
39. Castro, J. B ; Encyclopaedia of Repertory.
40. Dhawale, M. L. : Principles and Practice of Homoeopathy.
41. Dhawale, M. L. (Ed): ICR Symposium Volume on Hahnemannian Totality, Area D.
42. Hahnemann, S : Organon of Medicine.
43. Hahnemann : Lesser writings.
44. Harinadham, K : The Principles and Practice of Repertorization.
45. Kishore, Jugal : Evolution of Homoeopathic Repertories and Repertorization.
46. Khanaj, V: Repererie.
47. Kanjilal, J. N : Repertorization.
48. Kent, J. T: Lectures on Homoeopathic Philosophy.
49. Kent, J. T: Use of Repertory: How to study the Repertory, How to Use the Repertory.
50. Kent, J. T : What the Doctor Needs to Know in Order to make a Successful Prescription.
51. Kent: Lesser writings.
52. Mohanty, N: Textbook of Homoeopathic Repertory.
53. Patel, R. P: Art of Case taking and Practical Repertorization.
54. Rastogi, D. P: An Overview of repertories for P.G. Student.
55. Sarkar, B. K: Essentials of Hom. Philosophy and Place of repertory in Hom. Practice.

56. Tarafdar, D: Repertory Explained.
57. Tiwari, S. K : Essentials of Repertorization.
58. Tyler, M. L: Different Ways of Finding a Remedy.
59. Tyler, M. L. And John Weir, Repertorization.
60. Allen, H.C.: The therapeutics of fevers.
61. Allen, W: Repertory of Intermittent Fevers.
62. Allen: Symptom Register.
63. Boericke, W: Pocket manual of Homoeopathic materia medica.
64. Boger, C. M: A Synoptic Key of the materia medica.
65. Boger, C. M: General analysis.
66. Borland, Douglas: Pneumonias.
67. Borland, Children types.
68. Boenninghausen' A Systematic Alphabetrical repertoryof Homoeopathic medicines.
69. Bell, J. B.: The Homoeopathic Therapeutics of Diarrhoea.
70. Berridge: Complete Repertory to the Homoeopathic materia Medica on the Dis. of the eye.
71. Bakshi, J. P. S.: Phoenix repertory.
72. Boger, C. M. : Times of remedies and moon phases.
73. Boger, C. M: Boenninghausen's Characteristics and repertory.
74. Clark, J. H. : A Clinical Repertory to the dictionary of Homoeopathic materia Medical
75. Clarke, J. H. : Prescriber.
76. Douglas: Skin diseases.
77. Gentry, W. D. : the Concordance Repertory of the materia Medica.
78. Guerensey, W. J.; the Homoeopathic Theraputic of haemorrhoids.
79. Hering, C: Analalytical repertory of the symptoms of the Mind.
80. Hughes, Richard: Cyclopaedia of drug pathogenesisy.

81. Kent, J. T. Repertory of the Homoeopathic materia medica.
82. Knerr, C.B: Repertory of Herring's Guiding Symptoms of our Materia Medica.
83. Kunzli, Jost: Kent's repertorium Generale.
84. Lippe's Repertory.
85. Murphy, R: Homoeopathic Clinical repertory.
86. Nortan, A. B.: Repertory of Ophthalmic Diseases and therapeutics.
87. Nash: Leaders in Respiratory Organs.
88. Pulford, Alfred: Repertory of Rheumatism, sciatica, Etc.
89. Pulford, Alfred: Homoeopathic Leaders in Pneumonia.
90. Roberts, H. A (Ed) : Boenninghausen's Therapeutic pocket Book.
91. Roberts, H. A.: Sensation as if.
92. Roberts, H. A.: The Rheumatic remedies.
93. Squire, Berkely: A repertory of Homoeopathic Nosodes and sarcodes.
94. Shivraman, P.: A concise repertory of Aggravations and Ameliorations.
95. Shrivastava, G. D. and J. Chandra : Alphabetical Repertory of Characteristic of Homoeopathic Materia Medica
96. Tiwari, S. K.; Homoeopathy and childcare.
97. Underwood, D. F. : Headache and its Materia Medica.
98. Van den Berg: Therapeutics of Respiratory System.
99. Ward, J. W. : Unabridged Dictionary of Sensations As If.
100. Yingling, W. A.; Accoucher's emergency manual in Obstetrics.
101. Zandorvoot, Roger: Complete Repertory.
102. Zandorvoot, Roger: Repertorium Universale.
103. Schroyens, Fredrick, Synthesis repertory.
104. Barthel and Klunker: Synthetic Repertory.

105. Phatak, S. R.: A concise Repertory of homoeopathic medicines.
106. Phatak, S. R.: Repertory of Biochemic remedies.
107. Schmidt, P and Diwan Harishchand: Kent's Final general repertory.
108. Bidwell I.G (Reprint 1981) "How to use the repertory "B Jain publisher
109. Phatak S. R. ; Clinical Experiences;
110. Sankaran P. ; Introduction to Boger's Synoptic Key
111. How To Find The Simillimum with Boger- Boenninghausen's Repertory By Dr. Bhanu D. Desai.